



Weston Middle School Budget 2011-2012



Student-Centered Learning



How does a student-centered approach drive our work and the middle school budget?

Middle School Instructional Focus

Embed Performance-Based Assessments


Broaden Instructional Repertoire

Student-Centered Learning

- Instruction designed to meet the needs of students.
- Students highly engaged in challenging tasks.
- Students empowered to take ownership for their learning.

Expand Intervention Strategies

Middle School Accomplishments



I. Curriculum, Instruction & Assessment

- Developed Several Performance Assessments
- Implementing Readers Workshop Approach
- Refined Reading Intervention Program (SRBI)

II. Teaming


- Implemented Teaming Protocol to Address Student Academic Concerns

III. Technology Integration

- Created Music Technology Lab



Middle School Accomplishments



IV. School Culture and Wellness

- Implemented Respecting Differences Initiative
- Renovated Fitness Room
- Expanded Student Recognition Efforts

V. Facilities

- Successfully Completed Roofing Project
- Carpet Removed from All Classrooms
- Upgraded Heating System



Middle School Enrollment & Staffing

Projected Enrollment 2011-12
645 Students

| Grade | Change in Enrollment | Sections | Avg. Class Size |
|-------|----------------------|----------|-----------------|
| 6 | + 2 | 10 | 21.3 |
| 7 | - 4 | 10 | 21.1 |
| 8 | + 38 | 10 | 22.1 |

Net Change: + 36 students

Middle School Enrollment & Staffing

Core Program:

- English
- Math
- Science
- Social Studies

+ .80 FTE

+ .20

+ .20

+ .20

+ .20

World Language:

- Spanish
- French

+ .40 FTE

+ .20

+ .20

Practical & Fine Arts:

- Computers
- Physical Education II
- Writing Workshop
- Enrichment (Forensics)
- Technology Education
- Music

+ .45 FTE

- .40

- .20

- .20

- .20

+ .95

+ .50

Total:

+ 1.65 FTE

Reorganized Practical & Fine Arts Program

6th Grade:

Full-Year Courses

Music, World Language, Physical Education

9 - Week Rotation

Health, Art, FACS & Technology Education

7th & 8th Grades:

Full-Year Courses

Music, Technology Education, Physical Education

12 - Week Rotation

Health, Art, & FACS

Note: All courses meet on an every-other-day basis


Middle School Enrollment & Staffing

Comparison of 2007-08 to 2011-12

| Year | Enrollment | Certified FTE | Non-Cert. FTE | Total Staff |
|---------|------------|---------------|---------------|-------------|
| 2007-08 | 582 | 46.78 | 9.26 | 56.04 |
| 2011-12 | 645 | 46.93 | 6.24 | 53.17 |
| Change | + 63 | + .15 | - 3.02 | - 2.87 |

Cost containment: As enrollment has increased at the middle school by 63 students during the past 5 years, certified staffing has increased by .15 FTE, while total staffing has been reduced by 2.87 FTE.

This Budget Supports:



Teaming Approach

Implementation of New Supervision & Evaluation Plan

Equipment

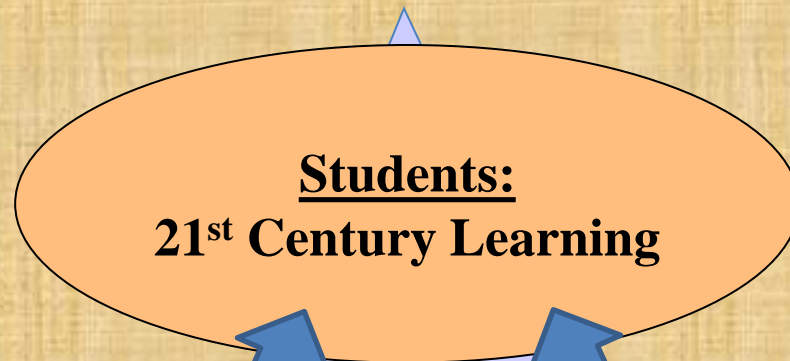
Furniture Replacement Plan

- Five-Year Plan: 25 classrooms
- Year 2 of Plan: \$29,000

Books & Materials

Extracurricular Activities

This Budget Supports:



Instructional
Core

Teachers:
**Professional
Development**

Content:
**Performance Tasks
& Assessments**



Questions?